




Sharktopia Holiday Ornament

1. Choose your desired size & color your ornament however you wish.
2. Cut on the dashed line.
3. Use a hole-punch at the designated hole at the top of your ornament.
4. Tie a ribbon or string through the hole so the ornament can be hung.

Optional: Glue the ornament onto heavier paper or cardboard to make a sturdy ornament that will last even longer!



Thank you for spreading the shark-love and holiday cheer! Don't forget to tag Sharktopia if you share your masterpiece with the rest of the world!